



PC Financial (SG) Pte. Ltd.
寶鉅金融（新加坡）有限公司



Southeast Asia Edition

Heritage Account 2023 Q1 Global Investment Guide

Quarterly Discussion Theme -
Dollar cost averaging investment strategy





For professional investor only



Smart One - Regular Saving Plan

- ✓ **0% Fund/ Bond Subscription Fee**
- ✓ **0% Fund Switching Fee**
- ✓ **Professional Management and Strategy**
- ✓ **Balanced and Long Term Growth Portfolio**
- ✓ **Flexible Investment Period**

**If you have any inquiries about the plan,
please contact your Relationship Manager to learn more.**

Disclaimer : The plan are not directed at and are not intended to be distributed and made available to the retail public, except for accredited investors in jurisdictions where such distribution and distribution are permitted by law. Nothing in the above information constitutes an offer or invitation by PC Securities Ltd. or PC Financial (Singapore) Pte. Ltd. or their representatives. Investment involves risks. Past performance figures shown are not indicative of future performance. It is possible to lose substantially on your investment. This materials has not been reviewed by the SFC or any regulatory authority.

Content

Foreword	P.3
Markets' Performance in the Previous Quarter	P.4
Market Commentary on Previous Outperformers and Underperformers	P.4
Quarterly Discussion Theme – Dollar cost averaging investment strategy	P.5-P.6
Quarterly Market Outlook	P.7
Portfolio Recommendations	P.7
· Aggressive Portfolio	P.8
· Balanced Portfolio	P.9
· Conservative Portfolio	P.10
Market Profile	P.11
· US	P.11
· Europe	P.12
· Japan	P.13
· China	P.14
· North Asia	P.15
· Southeast Asia	P.16
· Other Emerging Markets	P.17
· Bond Markets	P.18
Industry Trends and Outlook	P.19-P.20
Commodity Trends and Outlook	P.21-P.22
Currency Trends and Outlook	P.23-P.26
PC Financial (SG) Pte. Ltd. diversified investment tool	P.27-P.28

Foreword

In 2022, although the COVID-19 epidemic has gradually faded out, the global economy is facing even tougher challenges. In the post-epidemic era, the supply chain is disrupted and inflation soars. Central banks in Europe and the United States have adopted aggressive tightening monetary policies in response. However, the high interest rate environment has also aroused market concerns about economic growth slowdown, or even potential recession. On the other hand, the war between Russia and Ukraine broke out during the year, which further affected the global transportation and supply chain, causing even worse performances of the global capital market. According to market statistics, in 2022, the global stock and bond markets had evaporated more than 30 trillion US dollars, which is far higher than the 2008 financial tsunami.

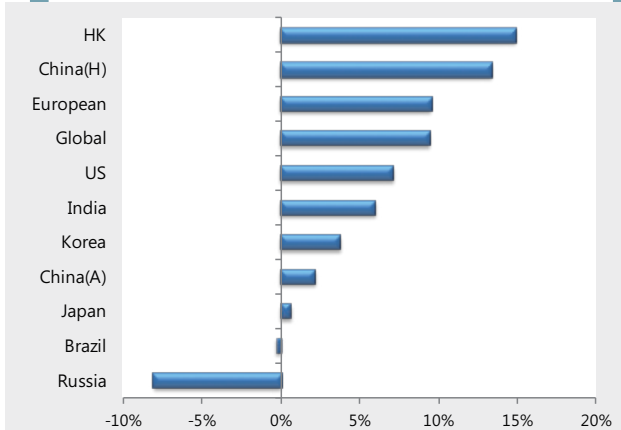
According to the latest minutes of the Federal Reserve Board's meeting on interest rates, as inflation is partially under controlled in 2022, interest rates in the US may reach their peak in 2023, but the outlook for the global economy in the coming year is not so optimistic. Although the job market in the US has improved, unemployment claims have also been rising simultaneously, which means that the job market may start to soften. In addition, the follow-up trend of global interest rates is still dominated by CPI data, especially food and fuel prices, which are heavily influenced and continually affected by the Russia-Ukraine war, therefore weakens the ability of Central Banks to lower interest rates.

Looking forward to 2023, although interest rates may peak within the year, the high interest rate environment is expected to continue under the influence of external factors, and at the same time, major economies will face potential recession risks. Therefore, in the face of heightened volatility in the capital market, besides risk diversification, an appropriate investment strategy is equally important. As your private professional wealth manager, we are committed to our mission to continuously create value for our customers. We aim to safeguard our clients' wealth by delivering sustainable and steady returns, and accomplish our core mission goals for our clients. We construct asset allocation and implement our investment strategies with care and diligence, striving to help our customers navigate their way through unpredictable financial markets.

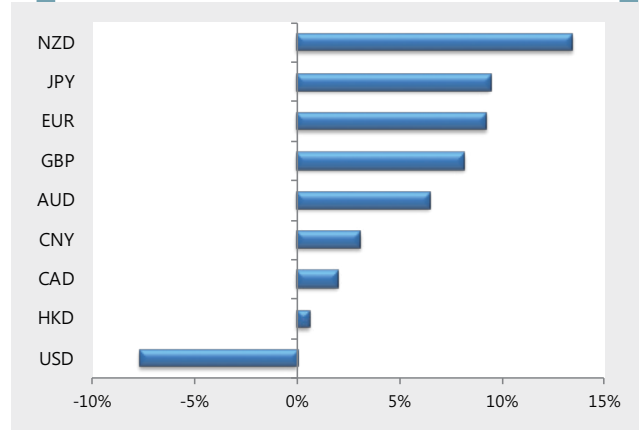


Markets' Performance in the Previous Quarter

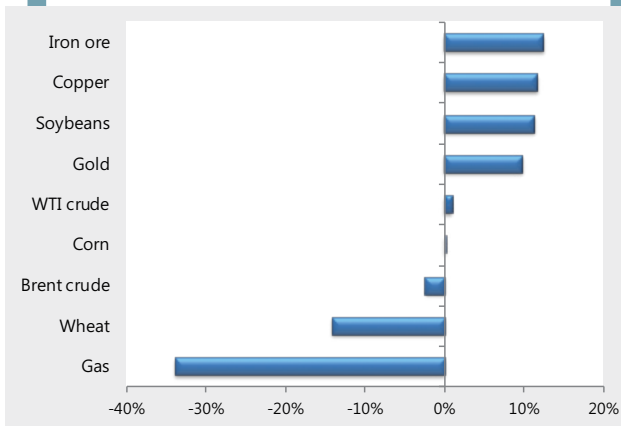
Global Equity Indexes



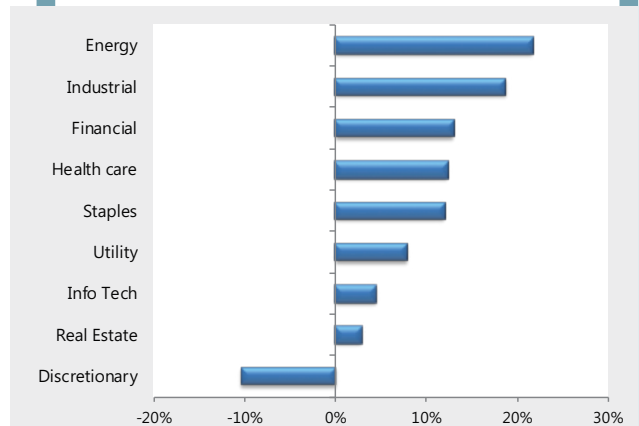
Major Currencies



Commodities



Sectors



Market Commentary on Previous Outperformers and Underperformers

Outperformers : Hong Kong, New Zealand Dollar

In the last quarter, Chinese authorities not only significantly eased their Covid restrictions, but also provided support for Chinese real estate companies through different policies. Additionally, the valuation of Hong Kong stocks is far cheaper than other markets. Thus, global funds have gradually flowed into Hong Kong equity market. Hong Kong equity market increased by 14.86% in the fourth quarter and became the best performing equity market around the globe. As the Fed

will slow down its rate hike and other central banks have become more hawkish, other major currencies rebounded sharply against the US dollar, among which the New Zealand dollar (NZD) was the best performing currency. The NZD jumped 13.39% QoQ in the fourth quarter against the US dollar. This is mainly because the market foresaw the Reserve Bank of New Zealand will continue to raise interest rates aggressively to curb persistently high inflation.

Underperformers : Natural Gas, Consumer Discretionary

The EU has significantly increased its natural gas inventories ahead of winter due to its refusal to rely on Russian energy and the concerns over the shortages of gas supply. However, natural gas became the worst-performing commodity in the fourth quarter and its price plunged 33.86% due to high inventories and warmer than expected weather. On the other hand, high interest rates and high inflation have greatly weakened the personal savings of the American people.

US's personal savings was recorded only US\$ 461 billion in November, not only lower than the level before pandemic, but also fell by 93% from US\$6.48 trillion in 2020 after government fiscal support. Which sharp decrease in personal savings may be unfavorable to consumer discretionary sector. To sum up, the consumer discretionary sector dropped 10.41% QoQ in the fourth quarter, making it the worst performing sector.

Dollar cost averaging investment strategy

In 2023, the outlook of global economy and capital market remains unclear.

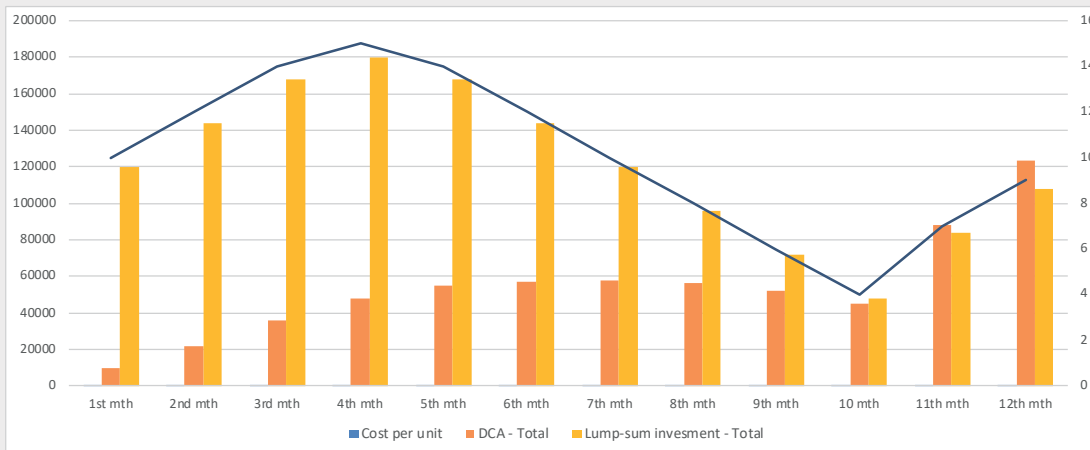
The impact of the Covid-19 on the global economy may have come to an end, but the aftermath of the post-epidemic era has not dissipated. Most of the world's economies, especially the United States, have adopted aggressive tightening monetary policies in response to the sharp rise in inflation. Although the inflation problem has been alleviated in the short term, the high interest rate economic environment has also brought pressure on economic recovery. The International Monetary Fund predicts that the global economic growth may only be 2% in 2023. Due to the slowdown in the growth of the three major economies of the United States, China and the European Union, more than one-third of the countries in the world may fall into economic recession. On the other hand, the trajectory of the war between Russia and Ukraine is still unclear. Under the pressure of various factors, the outlook for the economy and the capital market in 2023 is indeed full of challenges.

Facing the risk of potential recession, many investors may choose to give up investment and hold cash to survive the upcoming turbulent period. However, in a relatively high inflation environment, the purchasing power of cash will only be gradually eroded. At the same time, investors may miss out on good investment opportunities as they deal with the fear of a recession. In an environment full of uncertain economic prospects, in addition to risk diversification, investors need to consider the use of investment strategies, in which, Dollar cost averaging investment strategy would be an appropriate one in such market conditions.

What is Dollar cost averaging?

Dollar cost averaging, also known as "DCA", refers to the investment strategy of buying a certain investment target with a fixed amount during a specific interval (such as buying once a month). Therefore, when using Dollar cost averaging investment strategy, investors will buy fewer investment target units when the price is high, and on the contrary, when the target unit price is low, they can purchase more units (Figure 1).

Figure1 : Dollar Cost averaging vs lump-sum investment



USD	1st mth	2nd mth	3rd mth	4th mth	5th mth	6th mth	7th mth	8th mth	9th mth	10th mth	11th mth	12th mth	Total
Cost per unit	\$10	\$12	\$14	\$15	\$14	\$12	\$10	\$8	\$6	\$4	\$7	\$9	
Monthly investment amount	\$10,000	\$10,000	\$10,000	\$10,000	\$10,000	\$10,000	\$10,000	\$10,000	\$10,000	\$10,000	\$10,000	\$10,000	\$120,000
Unit purchased	1,000	833	714	667	714	833	1,000	1,250	1,667	2,500	1,429	1,111	13,718
DCA - Total	\$10,000	\$22,000	\$35,667	\$48,214	\$55,000	\$57,143	\$57,619	\$56,095	\$52,071	\$44,714	\$88,250	\$123,464	\$123,464
Lump-sum investment	\$120,000	-	-	-	-	-	-	-	-	-	-	-	\$120,000
Unit purchased	12,000	-	-	-	-	-	-	-	-	-	-	-	120,000
Lump-sum investment - Total	\$120,000	\$144,000	\$168,000	\$180,000	\$168,000	\$144,000	\$120,000	\$96,000	\$72,000	\$48,000	\$84,000	\$108,000	\$108,000

Since Dollar cost averaging has the characteristics of buying fewer units when the unit price is high, and absorbing more units when the price is low, the Dollar cost averaging investment can enjoy a better cost advantage in fluctuating market conditions than lump-sum investment. Take the above picture as an example, since Dollar cost averaging investment can effectively control investment costs, even if the cost per unit fails to return to the initial price in the 12th month, investors who adopt Dollar cost averaging investment strategy have been able to obtain positive return, while Investors who have lump-sum investment still have to suffer from losses.

Dollar cost averaging investment strategy

Dollar cost averaging investment can effectively control risks and shorten the time required for positive returns

When facing uncertain capital market trends, if you enter the market with a lump-sum investment, you may need to face a huge risk of loss. Taking the Hang Seng Index as an example, according to market statistics, during the past seven stock market adjustments period, if investors use lump-sum investment to enter the market at its peak, the average maximum drawdown is as high as 51.7%, and the time required for positive returns was averaging 4.5 years (Figure 2).

Figure 2 : Dollar cost averaging vs Single Investment while stock adjustment period

Stock market Adjustment period	Invest when HSI hit its peak			
	lump-sum Investment		Dollar cost averaging	
	Maximum drawdown	Months needed for positive return	Maximum drawdown	Months needed for positive return
1981/7-1986/1	-62.6%	54	-44.8%	17
1987/10-1991/7	-52.0%	46	-25.4%	9
1994/1-1996/10	-42.9%	34	-26.2%	18
1997/8-1999/12	-60.1%	29	-36.7%	20
2000/3-2006/10	-54.1%	79	-29.3%	44
2007/10-2018/1	-65.2%	123	-53.9%	22
2020/1-2021/1	-25.3%	13	-18.2%	8
Average	-51.7%	54	-33.5%	19.7

Source : Bloomberg, Back-testing using Hang Sang Index

On the contrary, the dollar cost averaging investment can effectively control the cost for investors during the period of market adjustment. Therefore, even if the investors enter the market at the peak of the stock market, investors who adopt the dollar cost averaging investment strategy can effectively reduce their maximum drawdown of their investment, also the time needed for positive returns can be greatly reduced to an average of 19.7 months only.

More importantly, according to historical data, the capital market has always been keep rising over long term, so one should enter the market when encountering investment opportunities with reasonable valuations. Every investor hopes to grasp the best time to buy low and sell high, but the fact is that it is easier said than done. Because when the market drop sharply, even if the investor think highly of a market or industry, at that point, investors will easily panic and find it difficult to invest in the market. As Dollar cost averaging invests in a regular form no matter what market situation, can significantly help investors get rid of such emotional issue, and make it easier to enter the market when investment target hits its bottom, and eventually, capture market opportunities with and way more efficiently.

Dollar cost averaging investment can help investors boost returns

Taking the Hang Seng Index as an example, back-testing with data, in the past several adjustment periods, if the investors enter the market after the Hang Seng Index adjusted for 40%, the bottom can always be reached within 36 months, and when time needed to recover to its previous highs is averaging 51 months. Since the market has entered a period of adjustment, although there is a short-term rebound, investors can still take advantage of the purchasing more units at relatively low cost, therefore bring investors attractive returns in the coming future.

Figure 3 : Investment return after HSI adjusted

Invests after 40% adjustment of HSI	Months needed to return its former peak	Total return based on a investment amount of USD \$500k			
		12 months contribution	24 months contribution	36 months contribution	Month needed from peak to bottom
1981/7-1986/1	41	95.8%	95.6%	79.8%	17
1987/10-1991/7	45	64.0%	55.7%	48.8%	2
1994/1-1996/10	21	37.6%	32.45%*	26.92%*	13
1997/8-1999/12	26	78.8%	63.3%	46.53%*	12
2000/3-2006/10	62	70.3%	82.1%	71.0%	37
2007/10-2018/1	113	104.5%	77.8%	65.5%	12

Source: Bloomberg

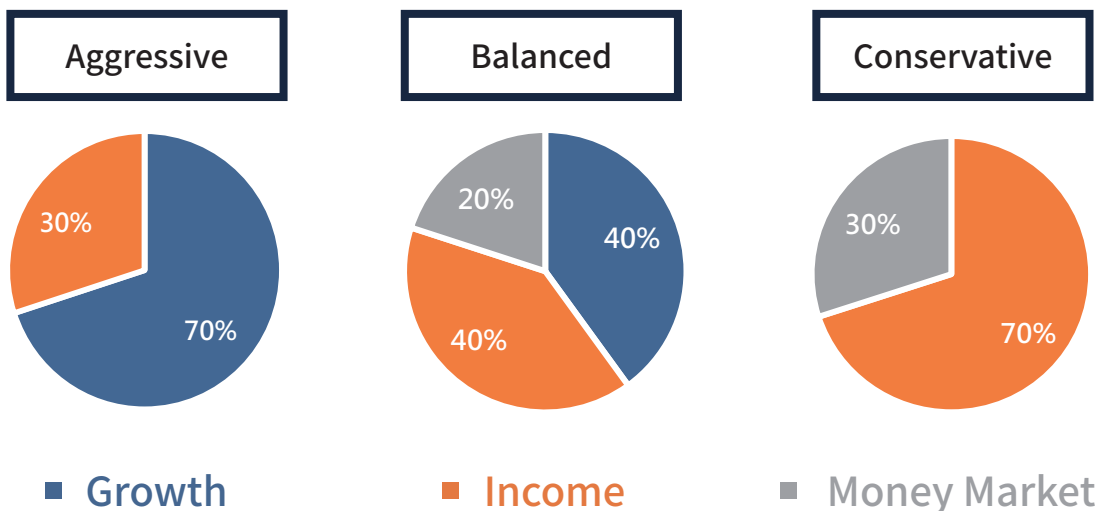
*As the contribution period is not over, it is calculated based on the invested amount

Quarterly Market Outlook

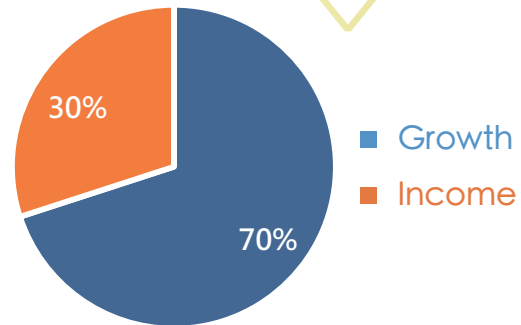
Investment Market	-2	-1	0	+1	+2	Key Points
Stock Market						
US						Future rate hikes will probably be less aggressive as inflation gradually falls down
Europe						The European Central Bank's hawkish stance will weigh on European equities
Japan						BOJ's surprise policy tweak signaling possible policy normalization which might undermine Japanese equities
China						Loose monetary policy, large fiscal stimulus and re-opening in China will boost sentiment in Chinese equities
North Asia						Ongoing lifting of Covid restrictions in China will benefit to North Asia market
Southeast Asia						Southeast Asia market will improve as US's terminal rate starts to peak
Other EM markets						Strong USD + Russia-Ukraine crisis continue to pose downside risks for EM equities
Fixed Income						
IG Bonds						Investors should consider to invest in high-grade bonds as Fed future rate hikes maybe less aggressive
Asian Bonds						Although Asian Bonds could benefit from less aggressive hikes, but strong USD still put pressure on Asian Bonds
Real Estate						Cautious on US and China real estate sector
Commodities						
Energy						Looming economic downturn may hurt global demand in energy markets
Basic Metal						Potential re-opening in China may boost sentiment in basic metals
Agriculture						Looming economic downturn may hurt global demand in agriculture markets

☆ 2 = Strong Buy ; 1 = Overweight ; 0 = Neutral ; -1 = Underweight ; -2 = Strong Sell

Portfolio Recommendations



Aggressive Portfolio



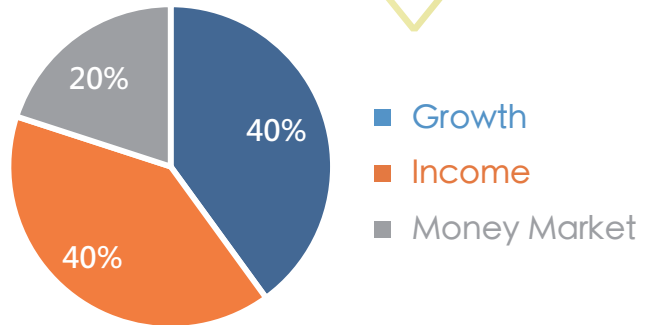
Growth

Mutual Fund * For professional investor only				
Investment Asset	CUR	Investment mandate	Market	ISIN
Fidelity Funds - Global Technology Fund	USD	Invests in equity securities worldwide that have, or will, develop products or provide services benefit significantly from technological advances and improvements	Global	LU1046421795
Fidelity Funds - China Consumer Fund A	USD	Invests in involved in the development, manufacture or sales of goods in China or Hong Kong	China	LU0594300179
Schroder International Selection Fund Hong Kong Equity	HKD	Invests primarily in equity and equity related securities of companies listed on the Hong Kong Stock Exchange	Hong Kong	LU0149534421
BlackRock Global Funds - Sustainable Energy Fund A2	USD	Invests globally in the equity securities of sustainable energy companies	Global	LU0124384867
Corporate Stock / Equity Linked Note (ELN)				
Investment Asset	CUR	Company Description	Exchange	Ticker
Yangzijiang Shipbuilding	SGD	Mainly engaged in shipbuilding and marine engineering manufacturing	SGX	BS6.SI
CNOOC Limited	HKD	Exploration, development and production of offshore crude oil and natural gas in China	HKSE	883.HK
Microsoft	USD	Producing computer software, consumer electronics, personal computers, and related services	NYSE	MSFT.US

Income

Corporate Bond				
Investment Asset	CUR	Investment Description	Coupon	ISIN
Credit Suisse AG of New York	USD	YTM : 6.953% / Maturity Date : 2027.07.09	5.000%	US22550L2K67
SoftBank Group Corp	USD	YTM : 6.923% / Maturity Date : 2024.09.19	4.750%	US06738EBZ79
<Note> Indicative YTM for reference only. Actual YTM is based on the quoted price at point of transaction				
Mutual Fund				
Investment Asset	CUR	Investment Mandate	Market	Ticker
JPMorgan China Pioneer A-Share(acc)	USD	Invests primarily in PRC equity securities, including but not limited to China A-Shares listed on the PRC stock exchanges	China	HK0000055621
Aberdeen Standard SICAV I - Diversified Income Fund A	USD	Invests globally in permitted investments including equities, equity-related securities, investment grade and sub-investment grade debt and debt related securities	Global	LU1124234862

Balanced Portfolio



Growth

Mutual Fund * For professional investor only				
Investment Asset	CUR	Investment Mandate	Market	ISIN
AB - American Growth Portfolio	USD	Invests primarily in equity securities of companies that are organized, or have substantial business activities, in the US	USA	LU0079474960
BlackRock Global Funds - World Mining Fund A2	USD	Invests in the equity securities of mining and metals companies whose predominant economic activity is the production of base metals and industrial minerals	Global	LU0075056555
BEA Union Investment - Asia Pacific Multi Income Fund	USD	Invests in actively managed portfolio of debt securities, listed REITs, and other listed securities in the Asia Pacific region.	Asia	HK0000107257
Exchange Traded Fund				
Investment Asset	CUR	Investment Mandate	Market	Ticker
Energy Select Sector SPDR Fund	USD	Tracks Energy Select Sector Index	USA	XLE US
iShares MSCI China ETF	USD	Tracks MSCI China Index	China	MCHI US

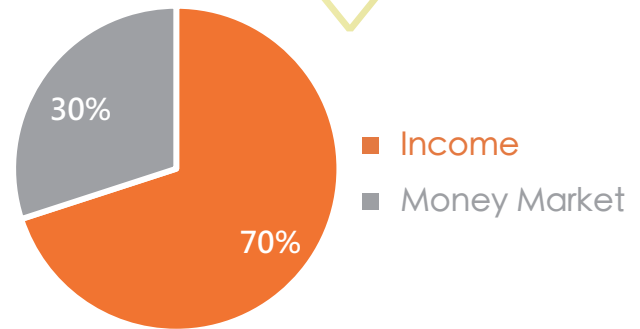
Income

Corporate Bond				
Investment Asset	CUR	Investment Description	Coupon	ISIN
SP PowerAssets Ltd	SGD	YTM : 4.015% / Maturity Date : 2024.05.15	4.670%	SG7T15943597
HSBC Holdings PLC	USD	YTM : 5.645% / Maturity Date : 2028.08.11	5.210%	US404280DG12
Standard Chartered PLC	USD	YTM : 5.556% / Maturity Date : 2024.01.26	5.200%	XS0969864916
<Note> Indicative YTM for reference only. Actual YTM is based on the quoted price at point of transaction				
Exchange Traded Fund				
Investment Asset	CUR	Investment Mandate	Market	ISIN
iShares J.P. Morgan USD Emerging Markets Bond ETF	USD	Tracks J.P. Morgan EMBI Global Core Index	USA	EMB US
iShares 0-5 Year High Yield Corporate Bond ETF	USD	Tracks the Markit iBoxx USD Liquid High Yield 0-5 Index	USA	SHYG US

Money Market

Mutual Fund				
Investment Asset	CUR	Investment Type	Market	ISIN
CSOP RMB Money Market ETF	CNY	Invests primarily in RMB denominated and settled fixed-rate bonds.	China	3122.HK

Conservative Portfolio



Income

Corporate Bond * For professional investor only				
Investment Asset	CUR	Investment Description	Coupon	ISIN
Royal Bank of Scotland Group PLC	USD	YTM : 5.362% / Maturity Date : 2031.12.19	6.000%	US780097AZ42
United States Treasury Note/Bond	USD	YTM : 4.335% / Maturity Date : 2024.11.30	4.500%	US91282CFX48

<Note> Indicative YTM for reference only. Actual YTM is based on the quoted price at point of transaction

Mutual Fund				
Investment Asset	CUR	Investment Mandate	Market	ISIN
BNP Paribas Funds USD Short Duration Bond	USD	Invests in government or corporate bonds and other debt instruments, structured debt denominated in USD	Mainly USA	LU0012182399
JPMorgan Funds - Income Fund	USD	Invests primarily in a portfolio of debt securities	Mainly USA	LU1128926489
Allianz US Short Duration High Income Bond - AM - USD	USD	The fund concentrates on high-yielding US bonds with short duration	Global	LU1322973634
BlackRock China Bond Fund Hedged	USD	Invests in fixed income transferable securities denominated in Renminbi issued by entities exercising the predominant part of their economic activity in the PRC	China	LU1847653141

Exchange Traded Fund				
Investment Asset	CUR	Investment Mandate	Market	ISIN
iShares 1-3 Year Treasury Bond ETF	USD	Tracks U.S. Treasury 1-3 Year Index	USA	SHY US
iShares 1-3 Year International Treasury Bond ETF	USD	Tracks FTSE World Government Bond Index – Developed Markets 1-3 Years Capped Select Index	Global	ISHG US
Vanguard Short-Term Corporate Bond ETF	USD	Tracks Bloomberg U.S. 1-5 Year Corporate Bond Index	USA	VCSS US
iShares 0-5 Year TIPS Bond ETF	USD	Tracks Bloomberg Barclays U.S. Treasury Inflation-Protected Securities (TIPS) 0-5 Years Index (Series-L)	USA	STIP US

Money Market

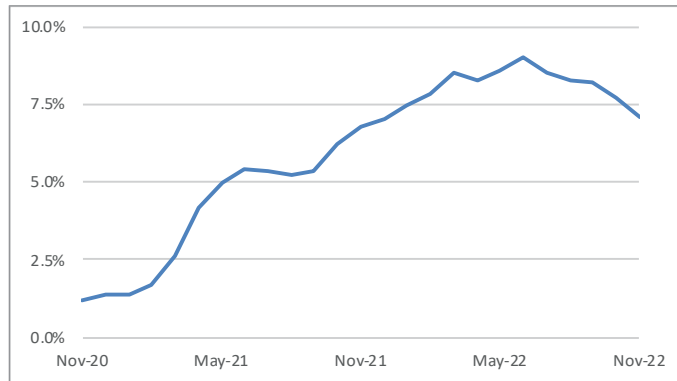
Mutual Fund				
Investment Asset	CUR	Investment Type	Market	ISIN
Fullerton SGD Cash Fund	SGD	Invests in short-term liquid assets denominated in SGD	Singapore	SG9999005961
Fidelity US Dollar Cash Fund	USD	Invests principally in USD denominated debt securities	USA	LU0064963852

US : Future rate hikes will probably be less aggressive as inflation gradually falls down

★ US's consumer price index (CPI) rose 7.1% year-on-year in November, lower than the market consensus of 7.3% and an increase of 7.7% recorded in October. As for core CPI, it increased by 6.0% year-on-year in November, down from 6.3% in October. With the gradual decline in inflation, several Fed officials have repeatedly stated that they may slow down their pace of raising interest rates in the upcoming months. At the time of writing, investors expect the Fed to raise

interest rates by at least 50 basis points before stop, according to interest rate futures. In contrast, the Fed sees an additional 75 basis points of interest rate hikes. Although the U.S. economy sound better than expected, its GDP in the third quarter rose by 3.2% quarterly, which was significantly better than market expectations and ended two consecutive quarters of economic contraction, but high inflation has rapidly consumed the savings of the American people.

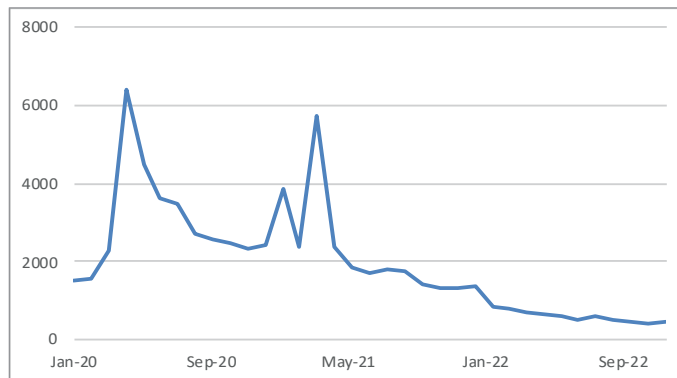
US Consumer Price Index (YoY)



★ US's personal savings recorded only US\$520 billion in November, which was not only lower than the level of savings before the pandemic, but also tumbled by 93% from US\$6.48 trillion in 2020 after government fiscal support. Furthermore, although US's unemployment rate is still at a historically low level, many large companies have successively announced layoffs in order to reduce costs. Meanwhile, the latest continuing jobless claims also soared from a low level and hit a new high in ten months, hence U.S.'s economy will face difficulty to avoid recession.

Given that the probability of an economic recession in the next twelve months climbing to 65% and the gradual decline of inflation, we believe that the Fed may not raise interest rates as aggressively as market initially expected. We will possibly see a rate cut in 2023. As the valuation of U.S. stocks has returned to a level below the average level in the past ten years and the expectations of less aggressive rate hikes in the near-term, we recommend investors to gradually accumulate technology stocks with good fundamental in the coming year.

US Personal Savings (Millions, in USD)



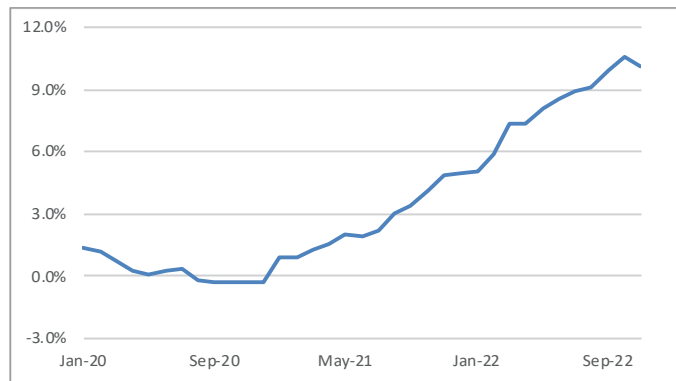
★ Data Source : Bloomberg, 2022/12/31

Europe : The European Central Bank's hawkish stance will weigh on European equities

★ Given that soaring energy prices and the European Central Bank (ECB) turning hawkish as well as ongoing Russia-Ukraine war, the MSCI Europe Index fell by 11.86% in 2022. Looking back to the previous quarter, inflation is still at a relatively high level despite some retracement. Eurozone's consumer price index (CPI) increased by 10.1% year-on-year in November, which was lower than an increase of 10.6% recorded in October. As high inflation persists,

the ECB raised its benchmark interest rate by 50 basis points in the latest meeting. Christine Lagarde, the President of ECB, stated that the ECB may not only raise interest rates by 50 basis points again in the February meeting, but also more tightening policies will release, in order to bring inflation down to 2%. Therefore, high interest rates may remain for a long time.

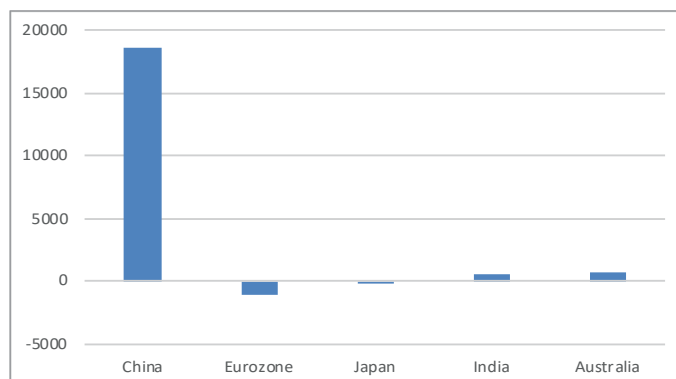
Eurozone Consumer Price Index YoY



★ In addition, Eurozone's manufacturing PMI rose to 47.1 in November from 46.4 in October, remaining in contraction territory for five consecutive months. Facing the European Central Bank's hawkish stance and high inflation, Eurozone's economy has a higher chance of falling into a recession in 2023. More importantly, as Russia-Ukraine war continues and European countries refused to rely on the energy supplied by Russia, Eurozone's energy crisis will deteriorate, which will in turn lead to the economy becoming more severe. According to the data from

Bloomberg, investors are still lack of confidence in European stocks. The outflow of European stock ETF recorded a total of US\$1.13 billion in the last three months, with the most capital outflows among any other region. Finally, despite the relatively attractive valuations of European stocks, the Russia-Ukraine war, energy crisis and high interest rates will continue to weigh down on European stocks, so we remain pessimistic on European equities in the upcoming quarter.

ETF net flows over the last three months



★ Data Source : ECB, Bloomberg, 2022/12/31

Japan : BOJ's surprise policy tweak signaling possible policy normalization which might undermine Japanese equities

★ The BOJ tweaked its long-held Yield Curve Control (YCC) policy in a surprise announcement at the December 19-20 meeting. The unexpected hawkish shift sent shock waves through global markets as the developed world's last holdout for rock-bottom interest rates inches toward policy normalization. BOJ is now raised its cap on benchmark 10-year yields to around 0.5% from 0.25%. Rest of the monetary policy levers were left unchanged, including the 10-year target still being held at 0%. Despite Governor Haruhiko Kuroda stressed that

the move is for financial market motives, not for economic reasons, but he is potentially trying to limit expectations of further tweaks. Core inflation is rising in Japan, and many analysts expect it to be stable around 2% in 2023. After years of relentless easing, Governor Kuroda can likely claim that he brought back inflation in Japan, while highlighting the success of the YCC policy. If today's move was the first step toward the end of YCC, we can foresee Japanese government bonds to slumped, while the Yen to surged in the near-term.

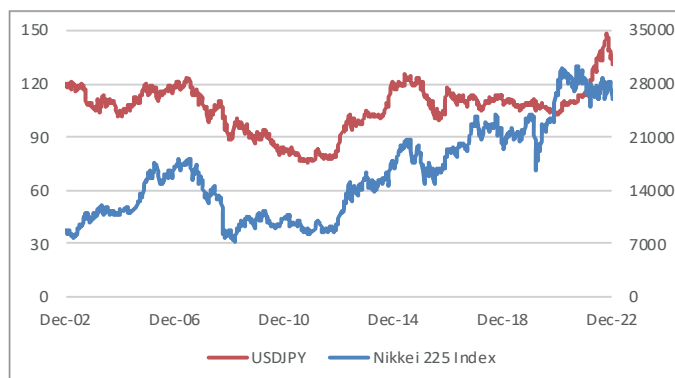
Japan's core inflation speeds up, supporting BOJ shift expectation



★ Japan is a huge exporter of capital. Since the 90s, Japanese investors are used to look abroad for opportunities to deploy their domestic excess savings. Normally, Japanese investors can get more return abroad than simply buying domestic government bonds. However, the BOJ decision on policy tweak impacts this flow of capital. Now that Japanese investors are getting positively rewarded to keep their cash at home during a global economic

slowdown and periods of high macro uncertainty, they probably will choose to do that more. This is not just Yen positive, but also negative for foreign assets that have been the bulk of the assets held by Japanese investors. In term of equities, as BOJ seems to be setting the stage for an eventual exit of YCC and the markets will increasingly position for that, we are negative on Japanese equities in the near-term.

Yen spikes, stocks slump after BOJ's policy tweak



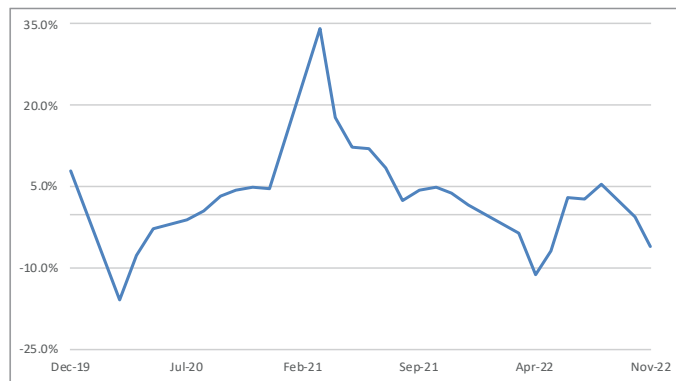
★ Data Source : Bloomberg, 2022/12/31

China : Loose monetary policy, large fiscal stimulus and re-opening in China will boost sentiment in Chinese equities

★ In a major policy shift, China has scaled back its rigid COVID-19 rules following widespread protests against the country's zero-tolerance approach. The sweeping changes include home quarantine for mild cases, shorter and more targeted lockdowns, reduced mass testing frequency, and lifting of domestic travel restrictions. These new measures, alongside President Xi Jinping's acknowledgment that the Omicron variant is less deadly, suggest China's zero-COVID policy may be coming to an end after three long years. China's much-awaited policy

pivot comes amid a challenging year for the Chinese economy. Although President Xi Jinping suggesting the economy grew at least 4.4% in 2022 in a televised New Year's Eve speech on 31 Dec 2022, but still well below the official target of 5.5%. In addition, China's retail sales fell by 5.9% in November from a year ago, worse than October's reported retail sales of -0.5%. Therefore, we foresee that China will stay accommodative on its policy front in the near future to support its economy.

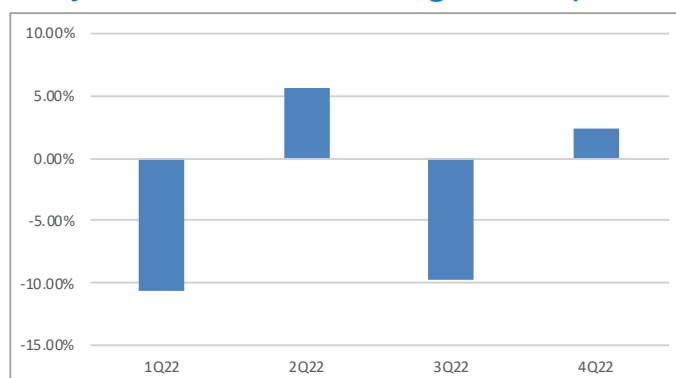
China's retail sales impacted by rigid COVID rules



★ Chinese policymakers have been humming a different tune from other central banks. The PBOC cut the reserve requirement ratio for banks for two times in 2022. According to the central bank, this would lower the weighted average ratio for financial institutions to 7.8%. This allows it to supply liquidity to the local financial system and extend credit support to local businesses in a bid to toss the economy a lifeline while simultaneously drive the beaten down consumer confidence out of the woods. Overall, we are optimistic about Chinese equities

heading into 2023. We recommend positioning for China's reopening as the country learns to live with COVID-19. With much of the world already opened up, the lifting of China's zero-COVID policy will remove business uncertainties, boost consumer spending, and allow Chinese people to travel abroad again after 3 years of isolation. Many investors have been pessimistic about Chinese stocks for the past two years and it is time to consider China again as fund flows reverse.

Quarterly Performance for Shanghai Composite Index



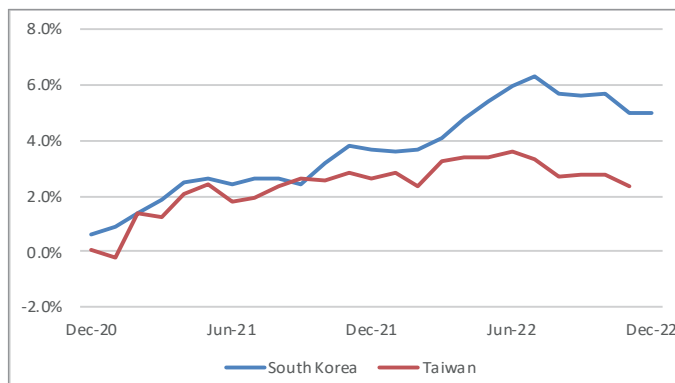
★ Data Source : Bloomberg, 2022/12/31

North Asia : Ongoing lifting of Covid restrictions in China will benefit to North Asia market

★ The inflation in South Korea has gradually dropped from its high level after the Bank of Korea (BOK) monetary tightening. The BOK predicted that inflation will remain at 5% in early 2023, and will continue to raise interest rates to ensure that inflation falls below 5%. Whereas, with the recent gradual recovery of the Korean won and the BOK's hope to achieve a soft landing of the economy, the market believes that the BOK will only raise the benchmark interest rate by 25 basis points at the January meeting and end its rate hike cycle this time. In addition, China's significant relaxation of its Covid policies will be favorable to South Korea's economy. This is because China has always

been South Korea's largest trading partner. As for Taiwan, Taiwan's consumer price index in November increased by 2.35% year-on-year, which was lower than the market consensus of 2.50% and an increase of 2.75% recorded in October. Taiwan's central bank continued to raise the benchmark interest rate by 12.5 basis points to 1.750% in the fourth quarter, in order to curb rising inflation. With inflation gradually falling and the economy weakening, Taiwan's central bank said that if inflation falls to 2.00% or below in the future, the central bank will stop raising interest rates, which we believe it will possibly boost Taiwan stock market.

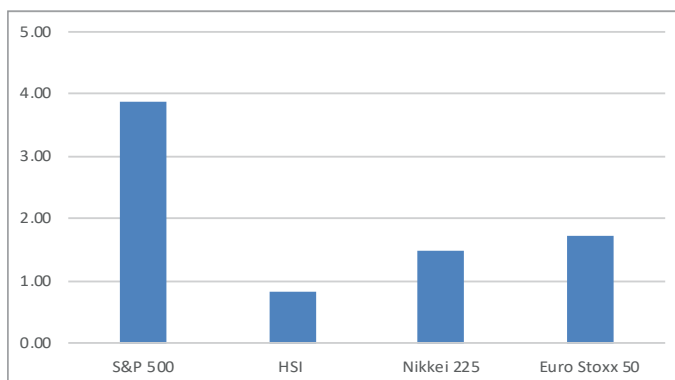
South Korea and Taiwan's Consumer Price Index (YoY)



★ With respects to Hong Kong, investors' sentiment towards Hong Kong stocks has gradually improved, given that China has significantly eased its Covid restrictions and the People's Bank of China continues to support the economy through loose monetary policies as well as the regulatory crackdown coming

to an end. More importantly, the price-to-book ratio of Hong Kong stocks is still trading only 0.84, although the market rebounded about 35% from the low. Therefore, Hong Kong stocks are more attractive than other stock markets around the world, in terms of its outlook and valuation.

Hong Kong equities are still cheaper, in terms of the P/B ratio



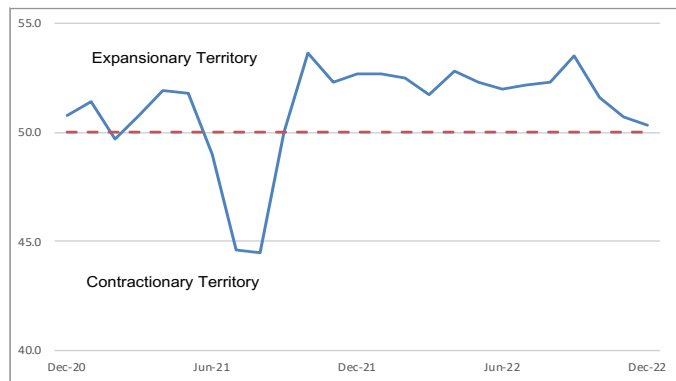
★ Data Source : Bloomberg, 2022/12/31

Southeast Asia : Southeast Asia market will improve as US's terminal rate starts to peak

★ ASEAN's manufacturing purchasing managers' index fell to 50.3 in December from 50.7 in November, recording three consecutive months of decline. However, the PMI is still in expansion territory. As the global economy gradually slows down and may enter into recession in 2023, some ASEAN countries that rely on the global economy may be greatly

affected, such as Singapore and Malaysia. This was because overseas trade accounts for relatively high proportions of GDP in these countries. Additionally, Indonesia's economy has always been dependent on commodity exports. The economy is likely to deteriorate due to the recent decline of commodity prices and economic slowdown.

ASEAN Manufacturing PMI



★ Nevertheless, it will be difficult for the USD to continue its strength over the past year as US interest rates may peak and the Fed possibly cut interest rates next year. The USD has always been negatively correlated with Southeast Asian stock markets, falling USD will be favorable to Southeast Asian equities. Furthermore, China significantly lifted its Covid restrictions and opened its borders.

This act will not only stimulate the tourism in Southeast Asian countries, but also boost up their consumption. Last but not least, we are relatively optimistic about the Thai market, because tourism has always been the major industry in the region, and the reopening of the China's border is expected to greatly increase the number of local tourists.

The decline of USD will be favorable to Southeast Asian equities



★ Data Source : Bloomberg, 2022/12/31

Other Emerging Markets : Strong USD and Russia-Ukraine crisis continue to pose downside risks for EM equities

★ The EM economies continues to grapple with USD strength, fickle portfolio flows, persistent geopolitical tensions between the major powers, and separate waves of supply-side and commodity-driven inflation shocks. EM economies are also at the forefront of energy crisis. Historically, the most compelling case of investment in emerging markets has come from the demographic trends and increasing aggregate demand amid rapid urbanization and a growing middle class. However, energy supplies are likely to remain short for the foreseeable future due to

decades of underinvestment, Russia's war tactics, and increasing energy security issues in Europe and elsewhere. In addition, we foreseen USD to stay strong in the near future as Fed reaffirms hawkish stance and investors will flight-to-safety to prepare for the plausibility of an impending recession. We expect investors to underweight EM equities amid strong USD, geopolitical uncertainties, and recession risk. Meanwhile, India raised interest rates in December to help curb inflation pressure and reduce capital outflows.

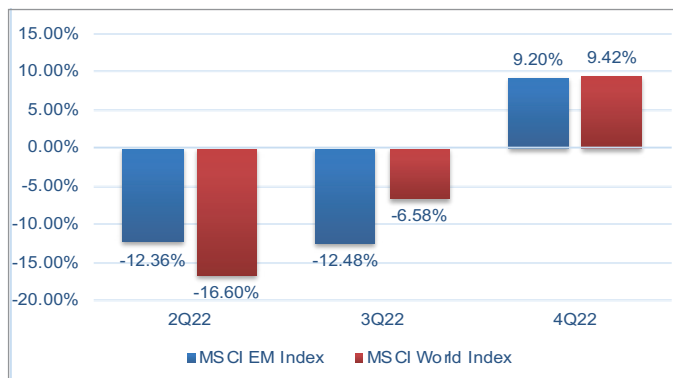
EM major central banks interest rate policy decisions in December

Country	Prior	Actual	Hike Rates?
Russia	7.50%	7.50%	No
Turkey	9.00%	9.00%	No
Brazil	13.75%	13.75%	No
Hungary	13.00%	13.00%	No
India	5.90%	6.25%	Yes

★ There is a debt legacy overhang from the pandemic. High EM debt levels pose risks in a rapidly rising global interest rate environment as economic vulnerabilities have built up. With rising funding costs, corporate bankruptcies are set to increase while higher food and energy prices are also exacerbating existing debt vulnerabilities across many EM economies. Furthermore, cautious market sentiment will continue to cast a long shadow on

EMs. Until we see ease up of monetary policies from major central banks, volatility expected to stay high in many EMs. Imported inflation is an important factor too, as export prices across major trading partners have shot up, and this effect is in some cases compounded by weaker EM currencies. Thus, we are pessimistic about other EM in 1Q23 relative to other markets.

MSCI EM Index vs MSCI World Index



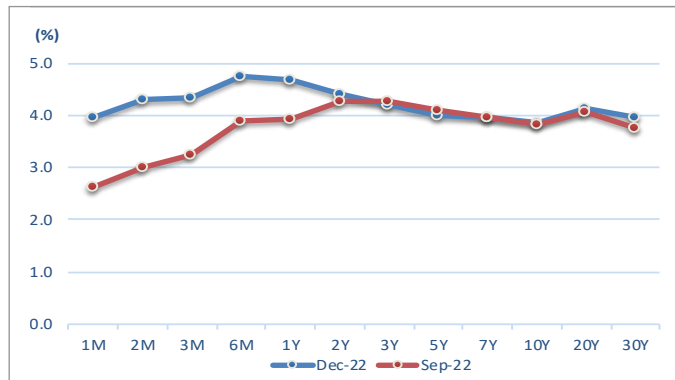
★ Data Sources : Bloomberg, 2022/12/31

Bond Markets : Investors should consider to invest in high-grade bonds as Fed future rate hikes probably less aggressive

★ The US Inflation eased for a five straight month to 7.1% in November of 2022, the lowest in latest 11 months, from 7.7% in October of 2022. On the other hand, Eurozone inflation stayed elevated, rose 10.1% year-on-year in November, which is the second highest level of inflation since 1997. This was primarily due to on-going war between Russia and Ukraine and rising political tension between Russia and European countries. However, forward indicators already show that the peak inflation is round the corner. As commodity and shipping

prices have corrected considerably on the back of recession fears and supply chain bottlenecks as a result of the Covid-19 pandemic are showing signs of easing, hence lower inflation in the coming months, there is no reason for "data-dependent" Fed to continue its aggressive rate hikes journey. Therefore, we expect a rebound of bonds in the coming months as future rate hikes will be less aggressive than market expected with inflation peaked out. Investors should consider to invest in high-grade bonds.

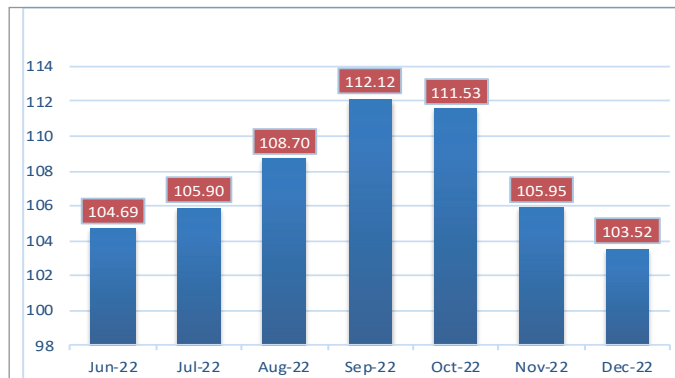
Long-term US Treasury Yield stayed flat after Fed's December Meeting



★ In addition, we turned positive on US Treasuries in 4Q22 because we think that Fed hawkishness has been sufficiently priced-in and peak inflation is around the corner. Moreover, US Treasuries will also benefit from the flight-to-safety as investors prepare for the plausibility of an impending recession. Regarding to Asian Bonds, strong USD will continue to pose downside risks for Asian currencies in the coming quarter. Nevertheless, as Asia still offers

attractive interest rate differentials, this factor will continue to encourage investors to invest in Asian bonds. We recommend investors to include Asian IG bonds in their fixed-income investment portfolios to hedge for a rise in US long-term interest rates. However, we maintain a preference for USD-denominated IG bonds as compared to non-USD denominated IG bonds.

Dollar Spot Index probably stay strong as Fed reaffirms hawkish stance



★ Data Sources : Bloomberg, 2022/12/31

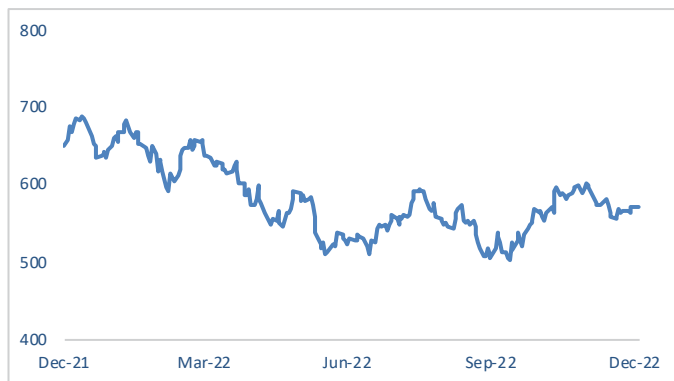
Industry Trends and Outlook

Banking - Focus on banks with strong balance sheet and more consistent earnings

★ The S&P 500 Financials Index rose 12.96% in the fourth quarter of 2022. Although the increase in interest rate is expected to drive the banks' net interest margin higher, and increase its profit, but the darkened economic outlook presents headwinds for banks' asset quality, business volumes and financing conditions. With the increased risks of global recession and spill over from the Russia-

Ukraine war continues, we anticipate increasing credit divergence. By that, we mean deterioration will be more acute for emerging market banks and entities in countries most exposed to energy restrictions, while banks with solid capitalization and sound asset quality should buffer the headwinds. Thus, we recommend to invest in "Big Banks" with strong balance sheet and more consistent earnings.

S&P 500 Financials Index



Energy - Energy prices will stay volatile in the short-term

★ The S&P 500 energy index rose 21.68% in the fourth quarter of 2022. Currently, investors remain very sensitized to demand-supply shifts for crude oil and OPEC+ signals on output cuts/hikes can play a swing role amid the anticipated impact of the upcoming EU's embargo on Russian oil and the G7 proposal to cap Russian seaborne oil prices. Supply disruptions and geopolitical risks are still worrying factors that

may drive energy prices back up. Yet, on the other hand, widespread and increasing global recession fears have started to weigh down heavily on energy price as well. In addition, we can see that energy prices have been "weaponized" by geopolitical power and this will add further uncertainty on the Energy sector. Thus, we remain neutral on the Energy sector in the upcoming quarter.

S&P 500 Energy Sector Index



★ Data Source : Bloomberg, 2022/12/31

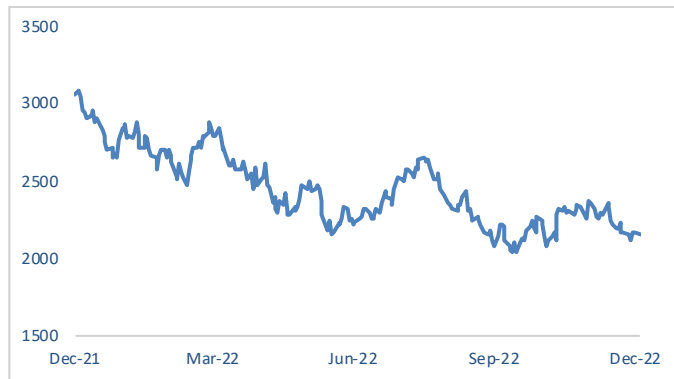
Industry Trends and Outlook

Technology - Less pain but also no gain in the short-term until Fed pivot

★ The S&P 500 information technology index rose 4.44% in the fourth quarter of 2022. The "Long duration" equities like tech stocks plunged since the hawkish pivot in Fed monetary stance. The selling pressure on tech stocks are based on the assumption that rising bond yields will translate to lower present value for high growth companies with low profitability on a discounted cash flow perspective. Despite the sell-off has brought valuations to attractive levels, but it will be very hard for tech stocks to materially outperform if rates keep rising.

However, we think that global digital disruption is a multi-year theme that will not be derailed by monetary policy tightening, so this is good buying opportunity for long-term investors. In addition, the technology space operates in a digital borderless world and unlike "traditional" sectors, it is less impacted by rising energy and commodity prices. Overall, we expect less pain but also no gain for tech stocks until the Fed signals a pivot on interest rate policy.

S&P 500 Info Technology Sector Index

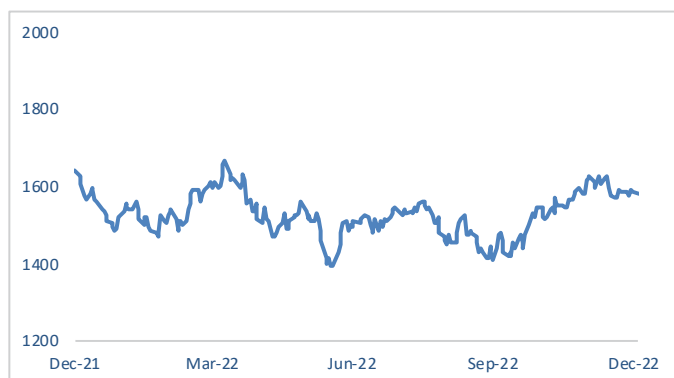


Health Care - Secular tailwinds ahead

★ The S&P 500 Health Care Index rose 12.34% in the fourth quarter of 2022. Covid-19 has certainly shone a spotlight on the Health Care sector. The Health Care sector continue to demonstrates stable and secular growth characteristics due to its characteristic of "defensive growth". Growth is also driven by rising end demand and constant increase in medical remedies and solutions. We recommend to invest in the bigger pharmaceuticals companies in the Health Care sector as they have the financial

strength to conduct the R&D, expertise to ensure patent protection and the resources to acquire prominent industry peers to ensure a continuous pipeline. In addition, longstanding track records are important factor in the Health Care sector and it will help big pharma firms to continue stay ahead of the curve. Unlike cyclical industries, Health Care demonstrates consistent trajectory of revenue and earnings uptrend over economic cycles.

S&P500 Health Care Sector Index



★ Data Source : Bloomberg, 2022/12/31

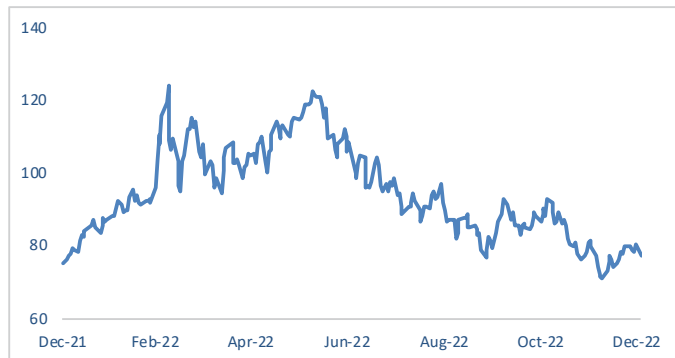
Commodity Trends and Outlook

Crude Oil - Looming economic downturn may hurt energy markets

★ Investors remain very sensitized to demand-supply shifts and OPEC+ signals on output cuts/hikes can play a swing role amid the anticipated impact of the upcoming EU's embargo on Russian oil and the G7 proposal to cap Russian seaborne oil prices. Although there has been some retracement in the crude oil prices from the year-to-date highs, it remains sticky on the downside due to resistance by the OPEC+ to accept much lower levels from the current spot prices. In addition, Russia has reiterated that it does not intend to sell oil under the price cap, so what

happens if Russia tries to circumvent the rules would be up in the air. Hence, supply disruptions and geopolitical risks are still worrying factors that may drive oil prices back up. However, on the other hand, widespread and increasing global recession fears have started to weigh down heavily on energy price as well. Overall, we expect to see demand weakness due to looming economic downturn, and also think that the supply side is equally challenged, thus, we retain a neutral rating on crude oil in 1Q23.

WTI Crude Oil Futures (US\$/bbl)



Copper - Potential re-opening in China and fiscal spending will support demand

★ Copper was already sold-off earlier in 2Q22 as market reacted first to nascent signs of growth slowdown. Despite rosy predictions of a long-term jump in demand for copper due to the clear trend of transition to electric vehicles in the decade ahead, copper prices are in no hurry to rise on a sustained basis due to more immediate fears of global recession as well as growth slowdown in China. However, China has scaled back its rigid COVID-19 rules following widespread protests

against the country's zero-tolerance approach. These new measures, alongside President Xi Jinping's acknowledgment that the Omicron variant is less deadly, suggest China's zero-COVID policy may be coming to an end after three long years. China's reopening coupled with fiscal spending on infrastructure and manufacturing will support the demand for copper. Therefore, we are optimistic on the copper prices in the upcoming quarter.

Copper Futures (US\$ / MT)



★ Data Source : Bloomberg, 2022/12/31

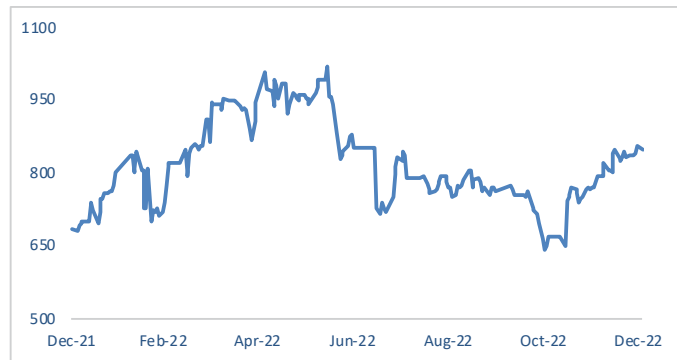
Commodity Trends and Outlook

Iron Ore - Potential re-opening in China may boosts sentiment in iron ore

★ China has been and will continue to be the world's major demand driver for most metals, with the bulk of metals demand derived from the construction sector. It therefore stands to reason that debt and liquidity headwinds, which have battered the Chinese property sector, have invariably dampened metals demand and depressed prices. Notwithstanding this, positive developments have surfaced on the policy front that should support the sector and revive some demand for metals. For example, China has in official

announcements committed 6.8 trillion yuan (about \$1 trillion) to renewables and infrastructure projects. In addition to infrastructure spending, it has been reported that regulators in China urged joint-stock commercial banks to provide new financing to help the real estate development sector complete stalled projects. This will in turn support iron ore demand at the periphery. Therefore, we are optimistic on the iron ore prices in the upcoming quarter.

Iron Ore Futures (CNY\$ / MT)



Wheat - Russia-Ukraine War bring pressure to agricultural markets

★ The Russia-Ukraine war continues to disrupt global wheat supplies. On October 2022, Russia suspended its participation in the UN-brokered Black Sea Grain Initiative in a retaliatory move for what it says were Kyiv-ordered attacks on Russian vessels. However, the initiative was successfully renewed for another 120 days on November 2022 after UN agreed to facilitate with the West to free up Russia's ability to export fertilizer. This initiative saw the temporary reopening of three Ukrainian key ports between last August and September, enabling approximately 9 million metric tonnes of grain to be shipped out

of Ukraine during this period. If Russia quit the grain deal again, we could see a complete halt in commodity shipments leaving Ukraine, which is a massive setback as Ukraine is the world's seventh largest wheat producer. On the other hand, we could see that the widespread and increasing global recession fears have started to weigh down heavily on energy and agriculture prices. Still, the risk of huge spikes in agriculture prices remains a clear and critical danger. Overall, we retain a neutral rating on wheat prices in 1Q23.

Wheat Futures (US\$/bushel)



★ Data Source : Bloomberg, 2022/12/31

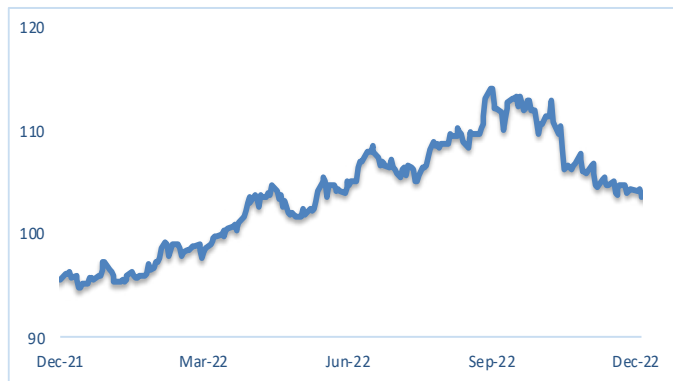
Currency Trends and Outlook

Dollar Index-Resistance : 108.686/Support : 99.209

★ Although U.S. inflation is still much higher than the Fed's 2% inflation target, U.S. inflation has gradually declined in November, and the consumer sentiment of American has gradually weakened. US's personal savings are left with US\$461 billion in November, falling sharply by 93% from the high of 2020. The impact of sharply rising interest rates and high inflation has gradually been reflected in the economic environment. Although the latest dot plot demonstrated that Fed officials foresees interest rates to increase by an additional 75 basis points in

2023, economic conditions gradually deteriorate, such as rising initial jobless claims and US's manufacturing PMI is still in the contraction territory, it may be hard for the Fed to continue raising interest rates. More importantly, other major global central banks have switched their stance on current monetary policy. To sum up, the US dollar may not be able to carry on its strong trend next year. The support level is 99.209 (Fibonacci golden ratio 0.618), and the resistance level is 108.686 (100-day moving average).

Dollar Index

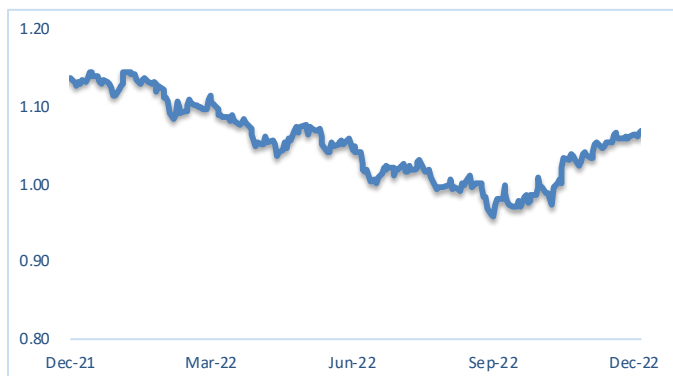


EUR/USD-Resistance : 1.1281/Support : 0.9536

★ The Euro climbed 9.21% against the US dollar in the fourth quarter, mainly due to the ECB turning more hawkish, which ended five consecutive quarters of decline. Eurozone's CPI rose by 10.1% year-on-year in November, lower than an 10.6% increase recorded in October. Although inflation showed signs of easing back, it remained well above the ECB's 2 percent inflation target. Christine Lagarde said that the ECB may raise interest rates by 50 basis points again in the February meeting and release more tightening policies in the future, in order to bring inflation down

to 2%. Therefore, the market generally believes that high interest rates will stay for a while. Since US inflation cooled down significantly, investors believe that the Fed's interest rate hike cycle is coming to an end. Whereas, the ECB maintained its hawkish stance as Eurozone's inflation is still at a relatively high level, which will in turn lead to the Euro continuing its strength in the first quarter. Support is at 0.9536 (September 28 low) and resistance is at 1.1281 (Fibonacci ratio 0.618).

EUR/USD



★ Source : Bloomberg, 2022/12/31

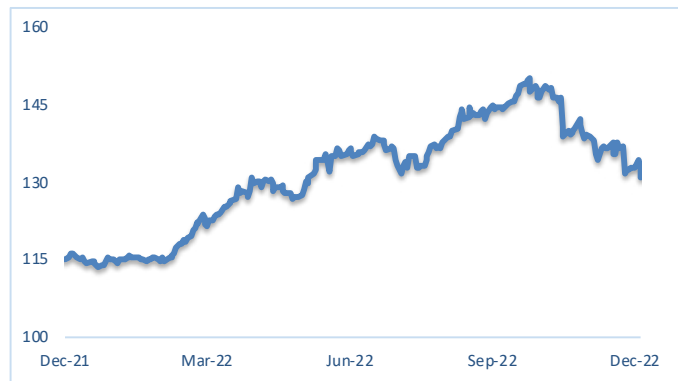
Currency Trends and Outlook

USD/JPY-Resistance : 141.04/Support : 121.52

★ The yen rebounded sharply as the Bank of Japan (BOJ) surprisingly raised its cap on 10-year government bond yield from 0.25% to 0.50% in December. Looking ahead to the next quarter, Japan's inflation rose 3.8% year-on-year in November, higher than an 3.7% increase recorded in October and exceeded 2% for eight consecutive months. Earlier, Haruhiko Kuroda, the BOJ Governor, believed that the ultra-loose monetary policy needed to be maintained until wages rise. However, the wages in Japan have gradually increased after a

continuation of ultra-loose monetary policy. Kuroda will resign in April and market generally believes that Hirohide Yamaguchi is the favorite candidate to lead the BOJ. Yamaguchi once publicly stated that if Japan's economy can withstand the impact of overseas risks, the BOJ should start raising its long-term interest rate target next year. With the BOJ likely to change its dovish stance, we are relatively optimistic about the yen. Support is at 121.52 (Fibonacci Ratio 0.618) and resistance is at 141.04 (100-day moving average).

USD/JPY

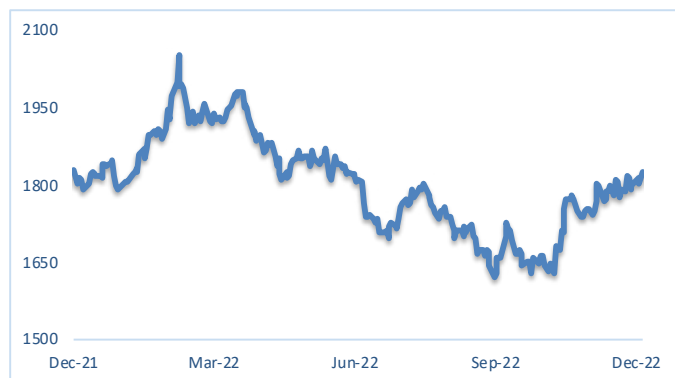


XAU/USD-Resistance : 1,896.45/Support : 1,614.96

★ The price of spot gold increased by 9.84% in the fourth quarter to close at US\$1,824.02/oz with the expectations of Fed less aggressive rate hikes in the near-term. Looking forward to the first quarter, several indicators have indicated that the economy may have a greater chance of falling into a recession in the coming year, such as the continuous inversion of bond yields, and even reached the worst level in nearly 40 years. According to the previous recessions, gold was not only able to outperform other major

asset classes, but it also provided investors with stable and attractive returns. In addition, gold has always been considered as one of the main safe haven assets, gold will benefit from rising geopolitical risks. Lastly, we are optimistic about the performance of gold in the coming year as inflation gradually falls and the Fed's rate hike cycle coming to an end. The support level is 1614.96 (September 28 low) and the resistance level is 1896.45 (Fibonacci ratio 0.618).

XAU/USD



★ Source : Bloomberg, 2022/12/31

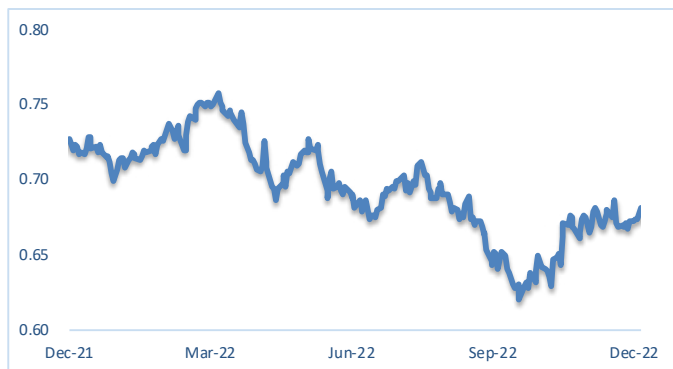
Currency Trends and Outlook

AUD/USD-Resistance : 0.7305/Support : 0.6170

★ Although the Reserve Bank of Australia (RBA) kept interest rates unchanged in the December meeting, China eased its Covid restriction which drove risk-on currencies higher, such as the AUD. The AUD rose 6.45% against USD in the fourth quarter, closing at 0.6813. Looking forward to the first quarter, the main reasons why the RBA to suspend interest rate hikes is to consider the delayed effect of aggressive rate hikes and the current macro backdrop, according

to the latest policy meeting. Given that the market generally expects Australia's terminal rate to be 3.85%, U.S.'s interest rate is obviously more attractive than Australia's, although the Fed will slow down its pace of future rate hikes. Therefore, we believe the upside of AUD will be limited. Support at 0.6170 (13 Oct low) and resistance at 0.7305 (Fibonacci golden ratio 0.618).

AUD/USD

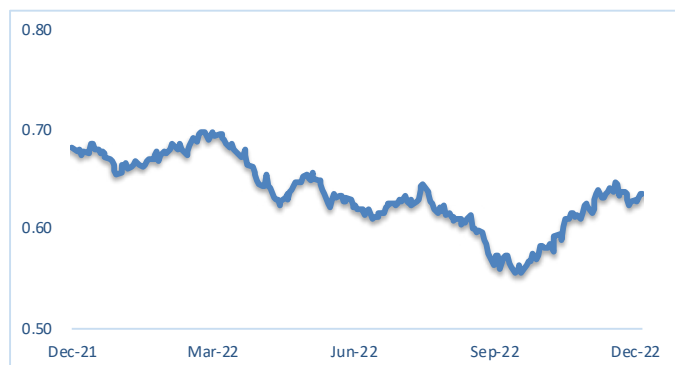


NZD/USD-Resistance : 0.6488/Support : 0.5512

★ New Zealand's consumer price index rose 7.2% year-on-year in the third quarter, far above the market consensus of 6.5%. As of September 30, the Reserve Bank of New Zealand (RBNZ) raised its benchmark interest rate by 225 basis points in 2022, but New Zealand's inflation has not yet seen significant signs of slowing down. Therefore, the market expects the RBNZ to continue raising interest rates, in order to curb the highest inflation in almost 32 years. The NZD rose 13.39% against USD in the fourth quarter, closing at 0.6350. Looking ahead to the next quarter,

the RBNZ raised interest rates by 75 basis points to 4.25% at its November policy meeting and signaled that it will continue to tighten its monetary policy. Investors foresees the terminal rate reaching at 5.50 percent in 2023, according to interest rate futures. Therefore, we believe that the hawkish stance of the RBNZ will provide support for the NZD in the near term. However, investors still need to remain cautious over global economic slowdown. Support is at 0.5512 (13 Oct low) and resistance is at 0.6488 (Fibonacci Golden Ratio 0.500).

NZD/USD



★ Source : Bloomberg, 2022/12/31

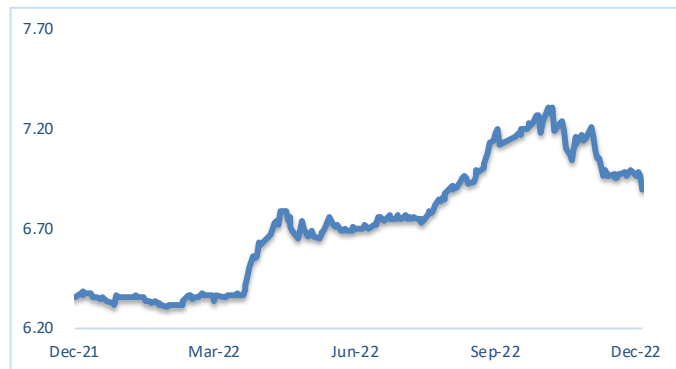
Currency Trends and Outlook

USD/CNY-Resistance : 7.2408/Support : 6.6965

★ As Chinese authorities lifted the majority of Covid restrictions, the market is looking forward to the reopening of the Chinese economy, which led to a sharp rebound of the yuan in the fourth quarter. Looking forward to the next quarter, although China changed its approach dealing with the pandemic, this has also created uncertainties to the market at the same time. Given the large population in China and rising number of Covid cases, it will possibly

lead to the collapse of the health care system. More importantly, the U.S. is still in the rate hike cycle, while China is supporting its economy through loose monetary policy, so the recent appreciation of the CNY may be difficult to continue in the upcoming quarter. Support is at 6.6965 (Fibonacci Ratio of 0.618) and resistance is at 7.2408 (November 28 high).

USD/CNY

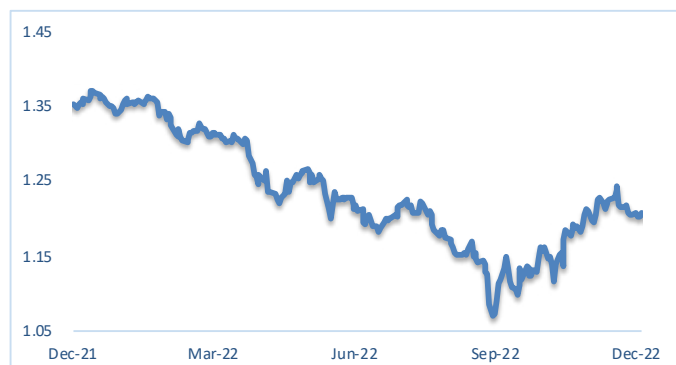


GBP/USD-Resistance : 1.2762/Support : 1.0350

★ UK's economy has been in a downturn as energy prices soared over the past year. Although the Bank of England (BOE) followed the Fed's rate-hike path and raised its benchmark interest rate sharply, the British pound still recorded its worst year since the Brexit referendum. The British pound fell 11% against the US dollar in 2022. This was mainly due to investors lack of confidence in UK's economic outlook. Looking forward to the next quarter, given that the current budget deficit in the UK has been climbing and UK's inflation stays elevated as well as

deteriorating demand for goods and services, these may make it difficult for the BOE to continue raising interest rates. Therefore, the reasons above will weaken the attractiveness of investing in sterling. Moreover, the UK will hold several elections in May, which may add even more political uncertainties. In conclusion, we remain relatively pessimistic on the British pound. Support is at 1.0350 (September 26 low) and resistance is at 1.2762 (Fibonacci ratio 0.618).

GBP/USD



★ Source : Bloomberg, 2022/12/31



PC Financial (SG) Pte. Ltd. diversified investment tools

Securities

Broad range of stocks from different markets

HK Stocks, China A-shares, US Stocks, Singapore stocks

Diversified stocks and ETFs investment recommendation

Professional team execute rigorous stocks and ETFs selection and offer recommendation according to updated market outlook

We help you track markets and gain insight to global markets

Daily focused stocks, daily market updates, global market focus and weekly market updates

Check your account status at any time

Monthly statement, customized investment solutions

Reasonable fees

Enjoy premium service at a reasonable price

Structured Products

Equity Linked Note (ELN)

Structured investment product linked to equity. Performance of the product depends on the stock price of the underlying equities

Structured Note (SN)

With a diverse range of underlying investment including equity, indexes, interest rates, commodities or a portfolio, an investor can receive agreed interest income or earn capital gain at agreed participation rate at maturity. The outperformance of the note at maturity depends on the performance of the underlying investment

Dual Currency Investment (DCI)

Also known as Premium Currency Investment (PCI), this is a structured investment that combines a foreign currency investment with a foreign exchange option

Bonds

Wide variety of bonds

Wide range of bonds issued by different countries, government, financial institutions and other large corporates

Various settlement methods to suit your needs

Various currencies, rates and maturities available

Bonds Portfolio Recommendation

Advise fixed income asset allocation and help clients to construct bond portfolio fitting in with their risk-reward profile

PC Series Fund

* For professional investor only

Funds with flexible features to help you achieve your investment goals

Available fund types:

- Equity Fund
- Hedge Fund
- Bond Fund
- Real Estate Fund
- Mortgage Fund

PC Financial (SG) Pte. Ltd. diversified investment tools

Mutual Funds

We provide access to more than 60 asset managers with more than 1,000 funds under management. Asset managers on our platforms are well known and focused in Asia, Europe, and the US and include such diverse

areas as technology, fixed income, and alternative investments like hedge funds.

We can tailor-make a suitable fund portfolio for you based on your investment objectives.

Reputable Fund Houses

01	BlackRock (Singapore) Limited	19	Fidelity International - UCITS II ICAV	37	Natixis Investment Managers (Natixis IF Luxembourg)
02	Aberdeen Standard Investments (Asia) Limited	20	First State Investments (Singapore)	38	Natixis Investment Managers (Ostrum AM and H2O Funds)
03	AllianceBernstein (Singapore) Ltd. ("ABSL")	21	Franklin Templeton Investments	39	Neuberger Berman - Retail Funds
04	Allianz Global Investors Singapore Ltd	22	Fullerton Fund Management Company Ltd	40	Nikko Asset Management Asia Limited
05	Amundi Luxembourg S.A.	23	Fullerton Fund Management Company Ltd - Fullerton Lux Funds	41	Nikko Asset Management Luxembourg S.A.
06	Amundi Singapore Limited	24	HSBC Global Asset Management (Singapore) Limited	42	NN Investment Partners
07	APS Asset Management Pte Ltd	25	J.P. Morgan Asset Management	43	Philip Capital Management
08	Aviva Investors Asia Pte Ltd	26	Janus Henderson Investors - Capital Funds SICAV	44	Philip Capital Management - Philip Select Fund
09	BNP Paribas Asset Management - BNPP Funds & Paribas A	27	Janus Henderson Investors - Horizon Fund SICAV	45	PIMCO Funds: Global Investors Series plc
10	BNY Mellon Investment Management Singapore Pte. Limited - MGF	28	Janus Henderson Investors (Singapore) Limited	46	PineBridge Investments Ireland Limited
11	Columbia Threadneedle Investments (Lux)	29	Legg Mason Asset Management Singapore Pte Ltd	47	PineBridge Investments Singapore Limited
12	Columbia Threadneedle Investments (OEIC)	30	Legg Mason Asset Management Singapore Pte Ltd (Recognized)	48	Principal Asset Management (S) Pte Ltd
13	Deutsche Noor Islamic Funds plc	31	Lion Global Investors Limited	49	RHB Asset Management Pte Ltd - China-ASEAN Fund
14	DWS Investments S.A.	32	Manulife Global Fund	50	RHB Asset Management Pte Ltd - Retail Funds
15	DWS Investments Singapore Limited	33	Manulife Investment Management (Singapore) Pte. Ltd.	51	Schroder Investment Management
16	Eastspring Investments (Singapore) Limited	34	Maybank Asset Management Singapore Pte Ltd	52	UBS Asset Management (Singapore) Ltd
17	Fidelity International	35	Natixis Investment Managers (Natixis IF Dublin)	53	UOB Asset Management
18	Fidelity International - S\$ Share Class	36	Morgan Stanley	54	UTI International (Singapore) Pte Ltd

* Due to limited space, the fund house list is not exclusive.

For more information, please contact our Relationship Managers.



Singapore



Hong Kong



Taiwan



Much More Than Private Bank

www.pcsfg.com/heritage

DISCLAIMER: The information, materials and contents herein are not made with regard to the specific investment objectives, financial situation and the particular needs of any particular person who may receive them. Such information, materials and contents are provided for general information only and you should seek professional advice at all time and obtain independent verification of the information, materials and contents contained herein before making any decision based on any such information, materials or contents. This advertisement has not been reviewed by the Monetary Authority of Singapore. The information is current as at the date of publication but is subject to change without notice. If you have any questions, please contact your Relationship Manager.